






Prasad Mahale


Tableau Developer




 prasadpmahale@gmail.com

 8668677902

 Pune, India

 public.tableau.com/profile/prasad.mahale

 <https://www.credly.com/earner/earned/badge/19b891e2-1e0f-49ae-9bc9->

SKILLS

- MS Excel
- MIS
- VBA
- Macros
- SQL
- Data Warehouse
- Tableau (Desktop & Public)
- JIRA
- Scrum
- Agile
- ITIL
- SDLC
- MS Suite

BADGE

Scrum Foundation
Professional Certificate



<https://www.credly.com/earner/earned/badge/b1fdb972-a9da-42df-ae6b-785bb1a56f8e>

Professional Summary

- Proactive data analyst with 4+ years of experience in interpreting and analyzing data for driving business solution using Tableau.
- Proficient knowledge in preparing interactive dashboard on Tableau. Excellent understanding of business operations and analytic tools for effective analyzing data.
- To pursue challenging position one that will build on my technical skill on the professional front & keep my abreast with ever-changing technologies.

Roles & Responsibility

- Create dashboards by extracting data source, developing analytical reports & visualization using Tableau Desktop.
- Creating different visualizations using charts like Bar chart, Line chart, Filled map, Symbol map, Pie chart, Donut chart, Scatter plot, Gantt chart, Bubble chart, Tree map, Heat map, Highlight chart.
- Used extract filters, data source filters, context filters, action filters. Also created groups & hierarchies with respect to the requirement.
- Writing various LOD expression as well as table calculations, complex calculations, parameters, geographic mapping, forecasting, trend lines, data blending, extract optimization etc.
- Extensive use of dashboards & worksheet actions including parameter actions & set actions for drill down purpose as well as implementing button filters etc.
- Developing Tableau workbooks to perform YTD, QTD, MTD & YoY analysis.
- Integration of large dataset with SQL server, Oracle.
- Involve in extracting, transforming & loading database for effective use of data warehouse. Also experience in data analyst & data warehouse domain using OLAP, OLTP & data modeling.
- Well versed with Software Development Life Cycle & Agile Methodology.
- Formatting the data by using legends, marks, colors, size, text & shapes.
- Worked on development on dashboards of Key Performance Indicator for the top management.
- Experience in working with Scrum teams & Sprints. Participate in Agile Sprints & maintain backlog stories in JIRA. Also having a knowledge of IT Infrastructure Library.

BADGE

Data Science Foundation's Specialization




<https://www.credly.com/earner/earned/badge/6208fba2-ea0f-4732-8efb-0594df126cdf>

Tools for Data Science




<https://www.credly.com/earner/earned/badge/3f7508aa-2dc0-43a0-a2ae-007f79f6276b>

Databases and SQL for Data Science



<https://www.credly.com/earner/earned/badge/2698a88c-da86-4480-9a24-57e4f5e14e3e>

Data Science Methodology



<https://www.credly.com/earner/earned/badge/11760841-6386-4d0d-b708-3e92a2029f4b>

Experience

Data Analyst – Tableau Developer (March 2017 – Present)
Itouch Infotronics Private Limited Pune.

Project Handled

- 1) Project name : *"Global retail Sales"*
 - Chart/KPI used: Column chart, dual Axis, area chart, heat map, density map, bar chart, symbol geographical map, line chart, correlation map chart.
 - Description: The objective of this project is to track sales, unit sold, profit analysis with category wise sales. Identified highly profitable categories, sub categories, customer analysis, region wise sales & profit analysis, YoY sale.
 - 2) Project name: *"Direct marketing campaign of banking institution"*
 - Chart/KPI used: Column chart, Pareto chart, lollipop chart, tree map, filled geographical map, butterfly chart, bar chart, line chart, scatter plot etc.
 - Description: analyses client information wrt age, job, category, education, marital status. Account type, loan processing information. Employee variation rate. Employed & Unemployed.
- Output of previous marketing campaign. Compare with the (yearly, monthly, quarterly analysis) etc.

Education

- M. Tech (Rajiv Gandhi Proudhyogiki Vishwavidyalay, Bhopal) – 78 %
- BE (North Maharashtra University, Jalgaon) – 69 %

Personnel Detail

- **Name :** Prasad Prabhakar Mahale
- **Language Known:** English, Marathi, Hindi